



KY 8 LICKING RIVER BRIDGE PROJECT

KYTC Item No. 6-1086

February 22, 2022
Consulting Party Meeting #2
Review of Eligible Properties

Zoom Tips

This meeting is being recorded

In the upper right corner, you can select "speaker view" or "gallery view"

Change View



Upper right corner

Bottom bar



Ask a Question of the Speakers

Please type your question(s) in this section. The project team will answer as many as they can during the presentation.

Meeting Objectives

The background of the slide is a dark, textured grey. On the right side, there is a faint, high-angle photograph of a meeting room. It shows several black office chairs arranged around a large, light-colored circular table. The image is semi-transparent, allowing the dark background to show through.

- Project Overview
- Review NEPA Process
- Review Section 106 Process
- Review of Eligible Properties

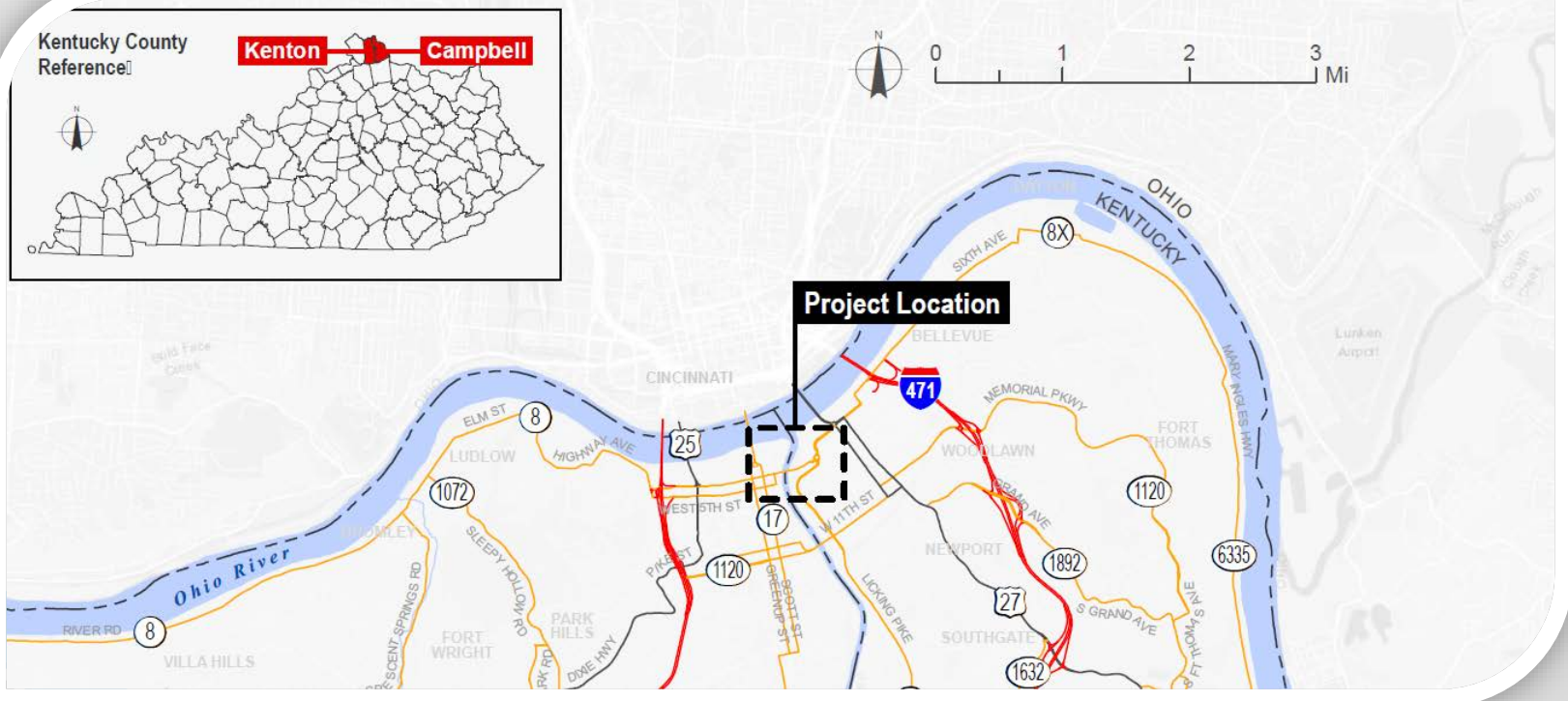
Project Representatives Present Tonight



Meeting Objectives

- **Project Overview**
- Review NEPA Process
- Review Section 106 Process
- Review of Eligible Properties

Project Overview



Project Overview



- Recommended Eligible for Listing in the NRHP under two criteria:
 - A – For its association with transportation and commerce
 - C – As an example of a Warren through truss flanked by Warren deck trusses
- Built in 1936, name Veterans Memorial Bridge to honor WW I soldiers
- 1982 project moved sidewalks to outside truss
- Recent Emergency Repairs = temporary closures
- Latest (2020) Inspection: “Serious Condition”
- Today – 17,500 vehicles and 700 pedestrians cross daily

Project Purpose and & Need

*The purpose of this project is to provide a safe, modern, efficient, and multi-modal—**vehicles, bicycles, and pedestrians**—crossing of the Licking River within the existing corridor.*



STANDARD CAR
1.5 TONS



FIRE TRUCK
19 TONS–30 TONS



AMBULANCE
5 TONS



LOADED
GARBAGE TRUCK
25 TONS



LOADED
SCHOOL BUS
17 TONS



LOADED
TRACTOR TRAILER
40+ TONS

Project Overview

Planning Study
Completed 2016

Further Examining
Existing
Conditions

Developing
Purpose & Need
for the Project

Conducting
Environmental
Studies

Conducting Public
Outreach

Developing &
Evaluating Project
Alternatives

Section 106 Schedule – Past/Current

Identify and Approve Consulting Parties

Ongoing



Consulting Party Meeting #1 (April 20, 2021)

Project
Introduction

Process Overview

APE

Touched on HDs

Inviting You to Join



Consulting Party Meeting #2 (February 22, 2022)

Eligibility Determinations

Section 106 Schedule - Future

Public Meeting – March 2022

Next Major Step



Consulting Party Meeting #3 (Summer 2022)

Discuss Effects to Historic Sites



Consulting Party Meeting #4 (Fall 2022)

Discuss Mitigation for Adverse Effects

Meeting Objectives

- Project Overview
- Review NEPA Process
- Review Section 106 Process
- Review of Eligible Properties



National Environmental Policy Act (NEPA)

Enacted in 1969

Is required for all projects with any federal involvement

Three types of documents: CE, EA/FONSI, EIS

Requires engagement of other agencies, and the public into the decision-making processes

NEPA Is Comprehensive

Streams

Wildlife

Floral & Fauna

Wetlands

Endangered
Species

Hazardous
Materials

Visual

Air Quality

Noise

Socioeconomic

Environmental
Justice

Communities

Public Lands

Cultural
Historic

Archaeology

Key NEPA Elements



Avoidance of
impacts to resources



Minimization of
impacts to resources

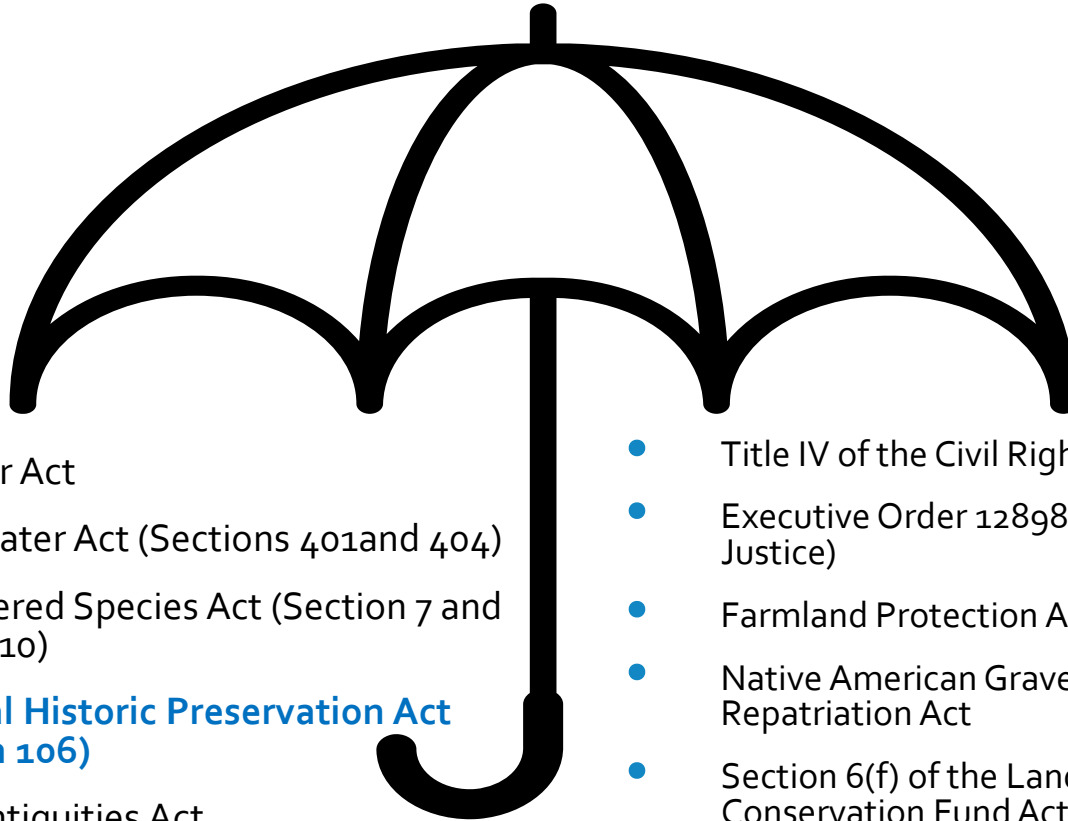


Mitigation for
unavoidable impacts



Enhancement for
resources

Regulations Under NEPA Umbrella



- Clean Air Act
- Clean Water Act (Sections 401 and 404)
- Endangered Species Act (Section 7 and Section 10)
- **National Historic Preservation Act (Section 106)**
- State Antiquities Act
- Safe Drinking Water Act
- Comprehensive Environmental Response, Compensation and Liability Act
- Title IV of the Civil Rights Act
- Executive Order 12898 (Environmental Justice)
- Farmland Protection Act
- Native American Graves Protection and Repatriation Act
- Section 6(f) of the Land and Water Conservation Fund Act
- **Section 4(f) of the Department of Transportation Act**
- Resource Conservation and Recovery Act
- And Others ...

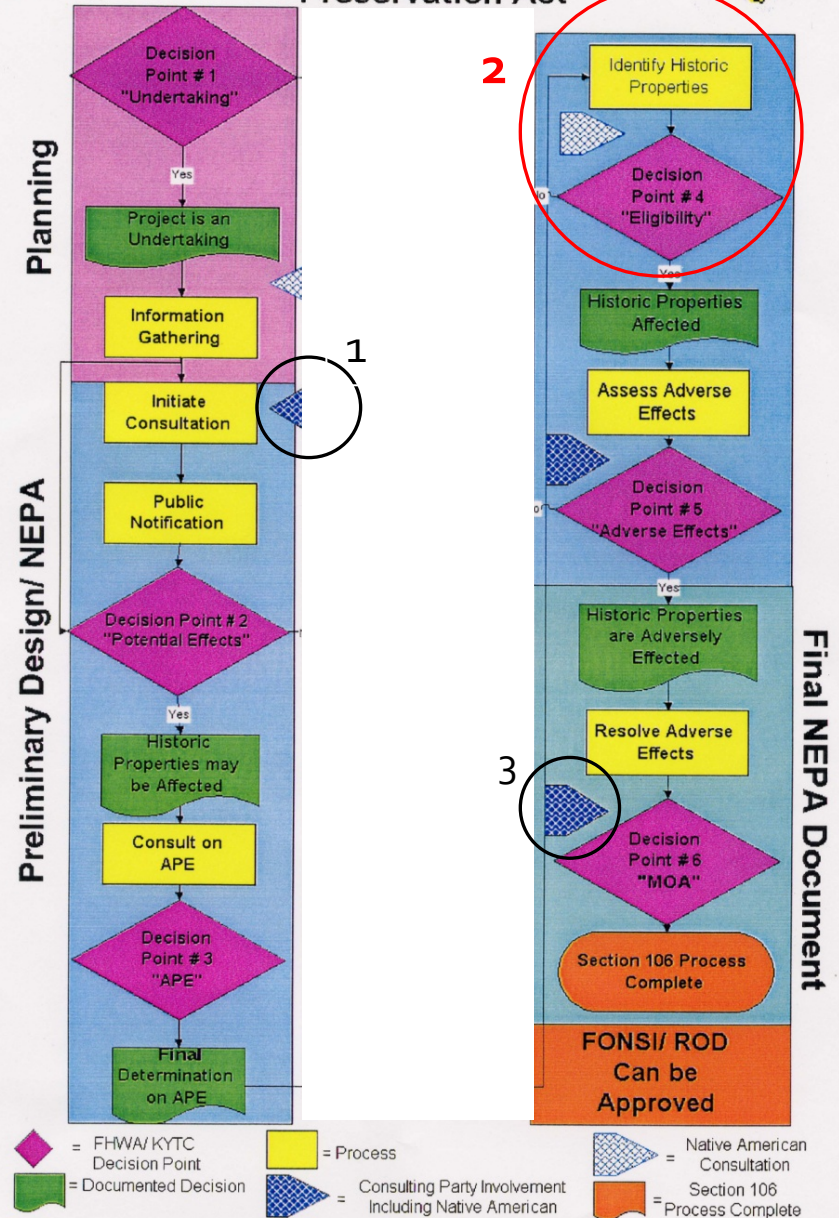
Meeting Objectives

- Project Overview
- Review NEPA Process
- **Review Section 106 Process**
- Review of Eligible Properties

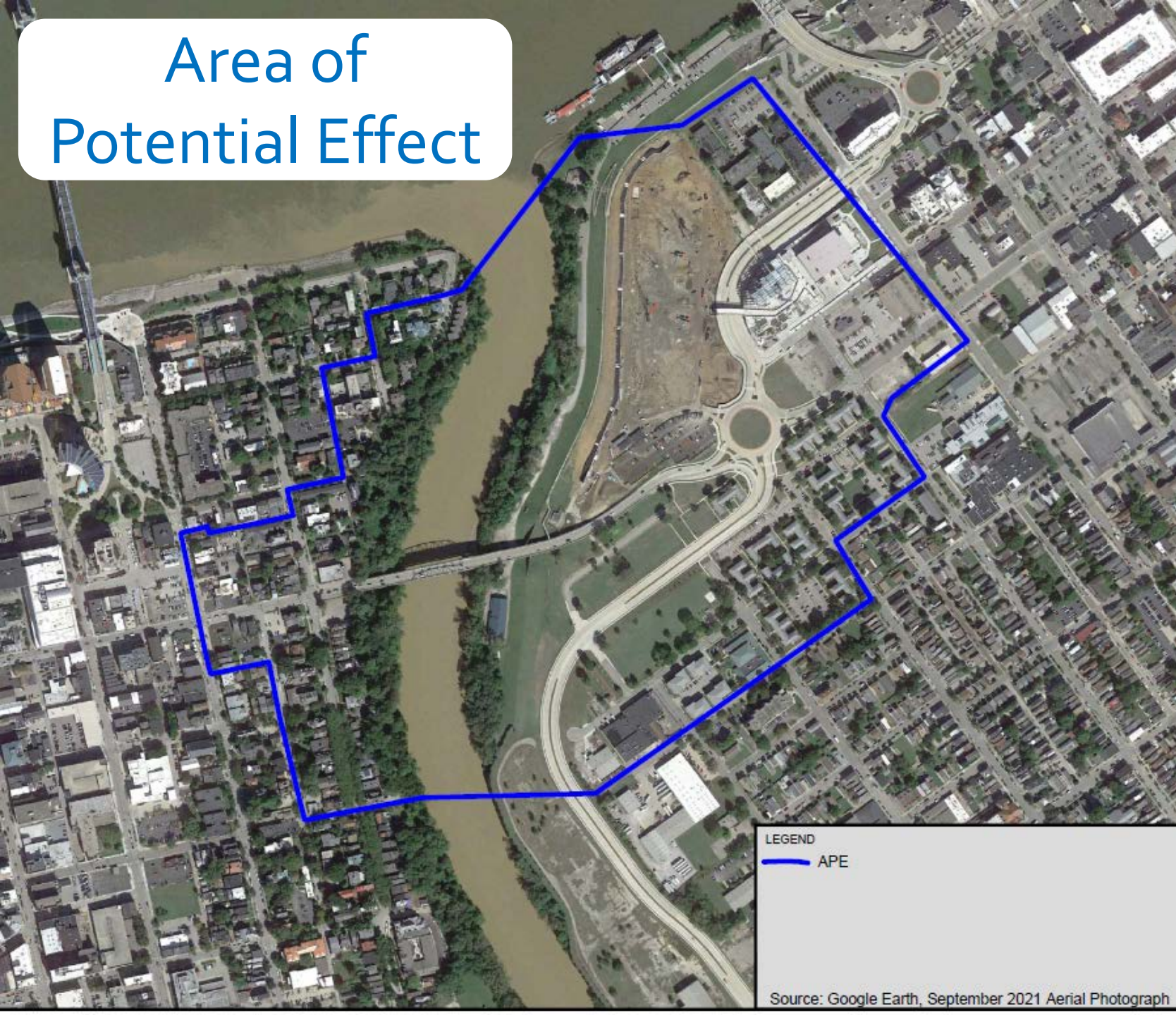
Section 106 Process



FHWA - KYTC Implementing Procedures for Section 106 of the National Historic Preservation Act



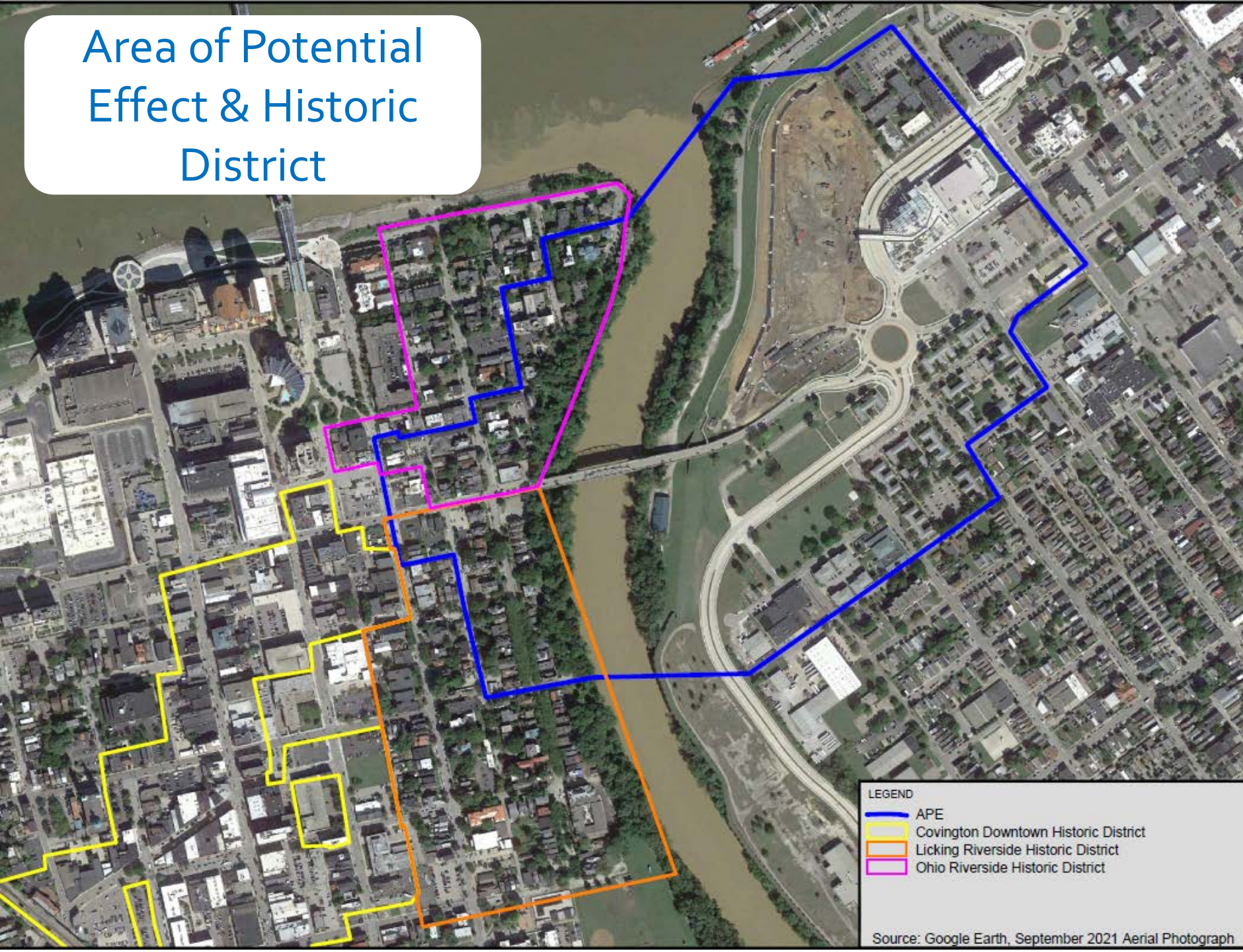
Area of Potential Effect



LEGEND

— APE

Area of Potential Effect & Historic District



LEGEND

- APE
- Covington Downtown Historic District
- Licking Riverside Historic District
- Ohio Riverside Historic District

Source: Google Earth, September 2021 Aerial Photograph

What gets listed on the National Register of Historic Places (NRHP)?

Districts, sites, buildings, structures, objects that...

- ✓ Are **significant** in American history
- ✓ Are generally at least **50 years old**
- ✓ Retain enough **integrity** to convey meaning and importance
- ✓ Meet one or more of the four **criteria of eligibility**

Criteria of Eligibility



A. Are associated with **events** that have made a significant contribution to the broad patterns of our history



B. Are associated with the **lives of persons** significant in our past



C. Embody **characteristics** of a type, period, or construction method; represent a **master's work**; have high **artistic** value



D. Have yielded or may yield important **information** about prehistory or history (generally applies to archaeology)

Meeting Objectives

- Project Overview
- Review NEPA Process
- Review Section 106 Process
- **Review of Eligible Properties**

Identify Historic Properties

- Cultural Historic Survey is complete
- Seeking Input from the Consulting Parties
- Historically Significant Area:
 - Bridge
 - National Historic Landmarks
 - Historic Properties
 - Historic Districts



Ohio Riverside Historic District

*29 sites
in the APE*



Licking Riverside Historic District



*37 sites
in the APE*

*Assessing 10 sites
in the APE, outside
the HDs*





KY 8 LICKING RIVER BRIDGE PROJECT

[Jump to PDF of Eligibility Report](#)



KY 8 LICKING RIVER BRIDGE PROJECT

6-1086 Project Contacts:

Tom Springer

Project Environmental Lead

1046 East Chestnut Street

Louisville, KY 40204

tspringer@qk4.com

(502) 544-6310

Mike Bezold

District 6

Project Development Branch Manager

421 Buttermilk Pike

Covington, KY 41017

Mike.Bezold@ky.gov

(859) 341-2700

Please visit our project website for
meeting materials and future updates
KY8Bridge.org

QUESTIONS?

Please type your question(s) into the Q&A box located at the bottom of your screen. We will address as many as we can this evening.

If we do not address your question this evening, please either provide your email address in the Q&A or contact Mike Bezold or Tom Springer.